

## 2012 and 2013 Fecal Coliform Results

The Adirondack Watershed Institute (AWI) of Paul Smith's College in partnership with AdkAction.org  
([www.AdkAction.org](http://www.AdkAction.org))

The current USEPA recommendations for body-contact recreation fecal coliform levels are fewer than 200 colonies/100 mL; for fishing and boating, fewer than 1000 colonies/100 mL; and the drinking water standard is less than 1 colony/100mL.

### 2012

Total number of lakes sampled: 20

Total number of fecal coliform tests performed: 59

Lakes = 0 colony/100 mL for all tests 11 55 %  
Lakes > 1 colony/ 100 mL above drinking water standard 9 45 %  
Lakes > 200 colonies/100 mL above body contact recreation standard 4 20 %  
Lakes > 1000 colonies/100 mL above fishing and boating standard 1 5 %

Total tests = 0 colony/100 mL for all tests 39 66 %  
Total tests > 1 colony/ 100 mL above drinking water standard 20 34 %  
Total tests > 200 colonies/100 mL above body contact recreation standard 9 15 %  
Total tests > 1000 colonies/100 mL above fishing and boating standard 1 2 %

Lake Colby July 11<sup>th</sup> – 0 colonies/ 100 mL July 24<sup>th</sup> - 30 colonies/ 100 mL

### 2013

Total number of lakes sampled: 5

Total number of fecal coliform tests performed: 13

Lakes = 0 colony/100 mL for all tests 0 0 %  
Lakes > 1 colony/ 100 mL above drinking water standard 5 100 %  
Lakes > 200 colonies/100 mL above body contact recreation standard 0 0 %  
Lakes > 1000 colonies/100 mL above fishing and boating standard 0 0 %

Total tests = 0 colony/100 mL for all tests 0 0 %  
Total tests > 1 colony/ 100 mL above drinking water standard 13 100 %  
Total tests > 200 colonies/100 mL above body contact recreation standard 0 0 %  
Total tests > 1000 colonies/100 mL above fishing and boating standard 0 0 %

Lake Colby July 5<sup>th</sup> – 14 colonies/ 100 mL

# PROTECT THE ADIRONDACKS!

<http://www.protectadks.org/>

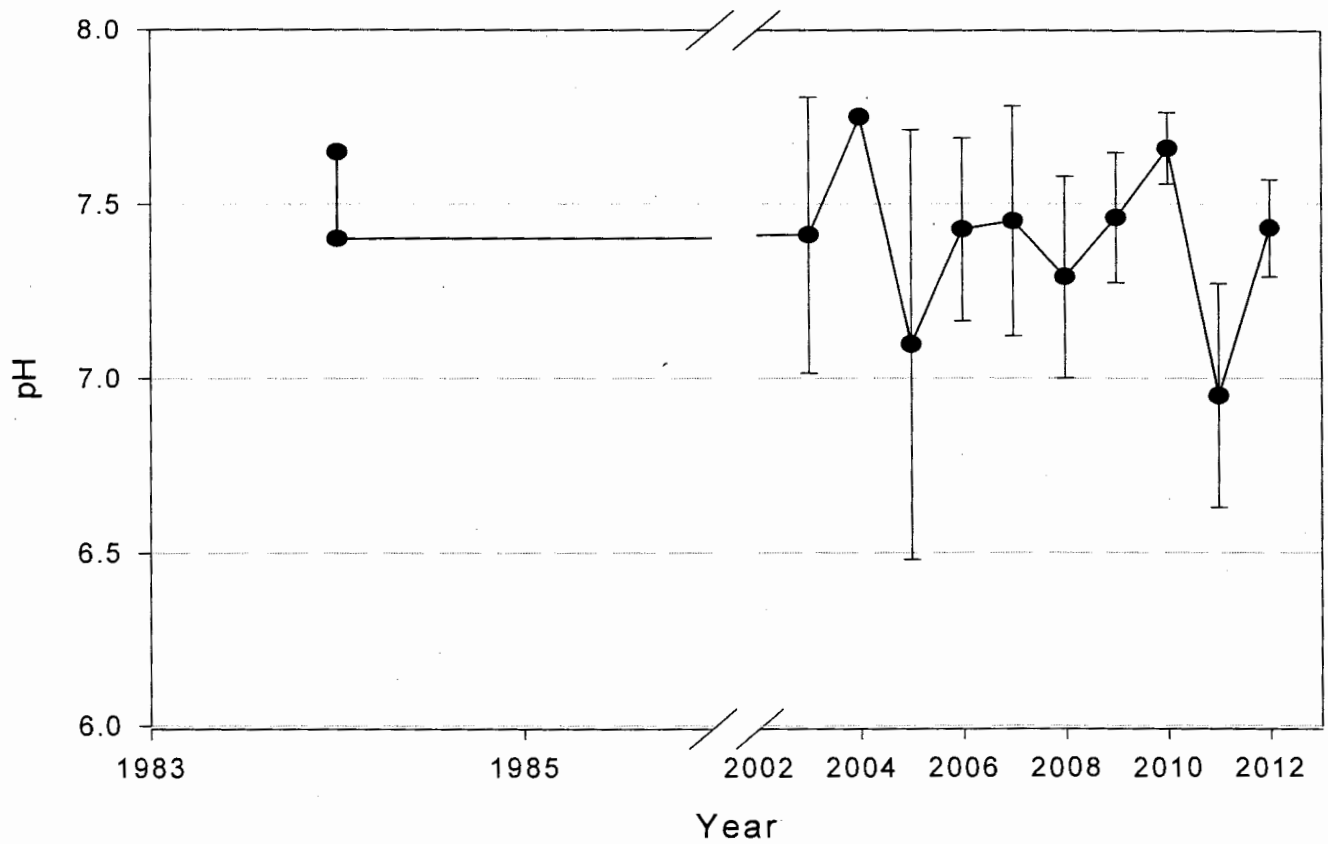
Click on Programs near the top of the page.

Scroll down the page and look under Adirondack Lake Assessment Program (ALAP)

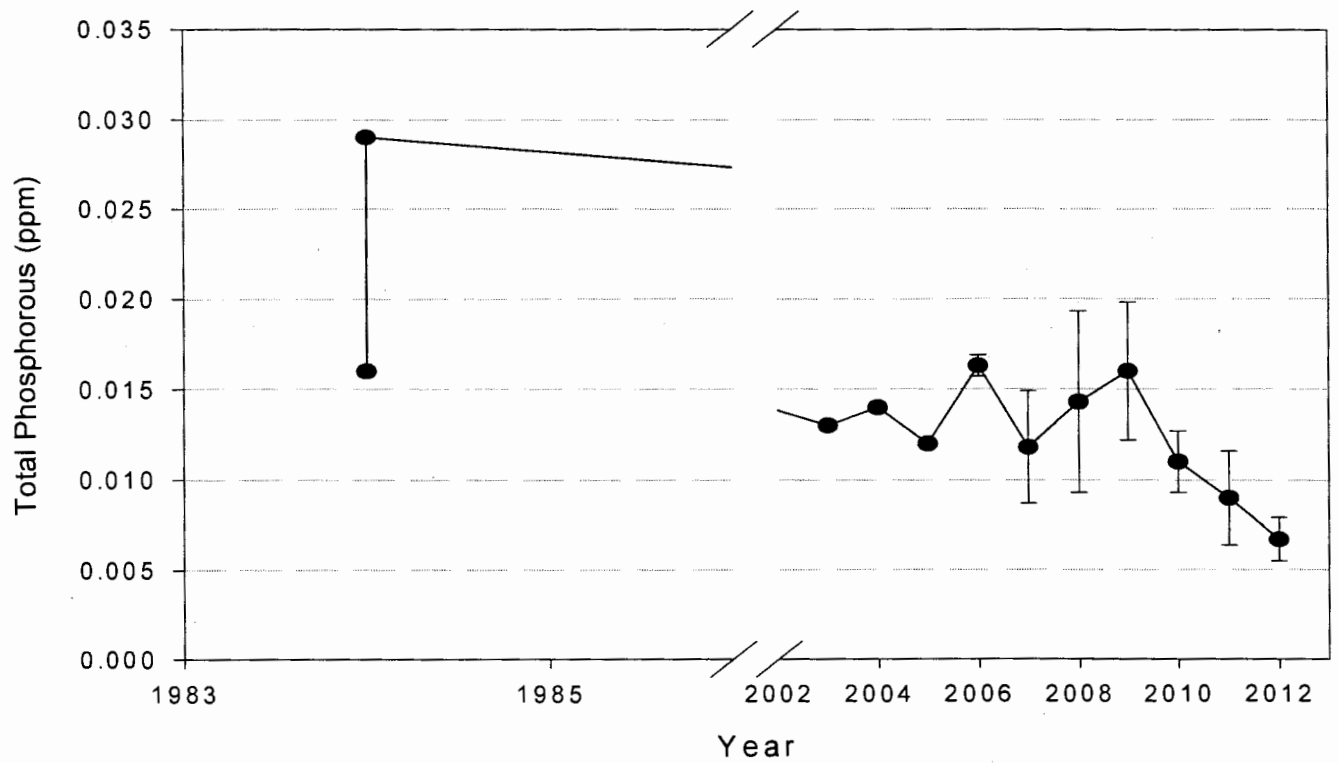
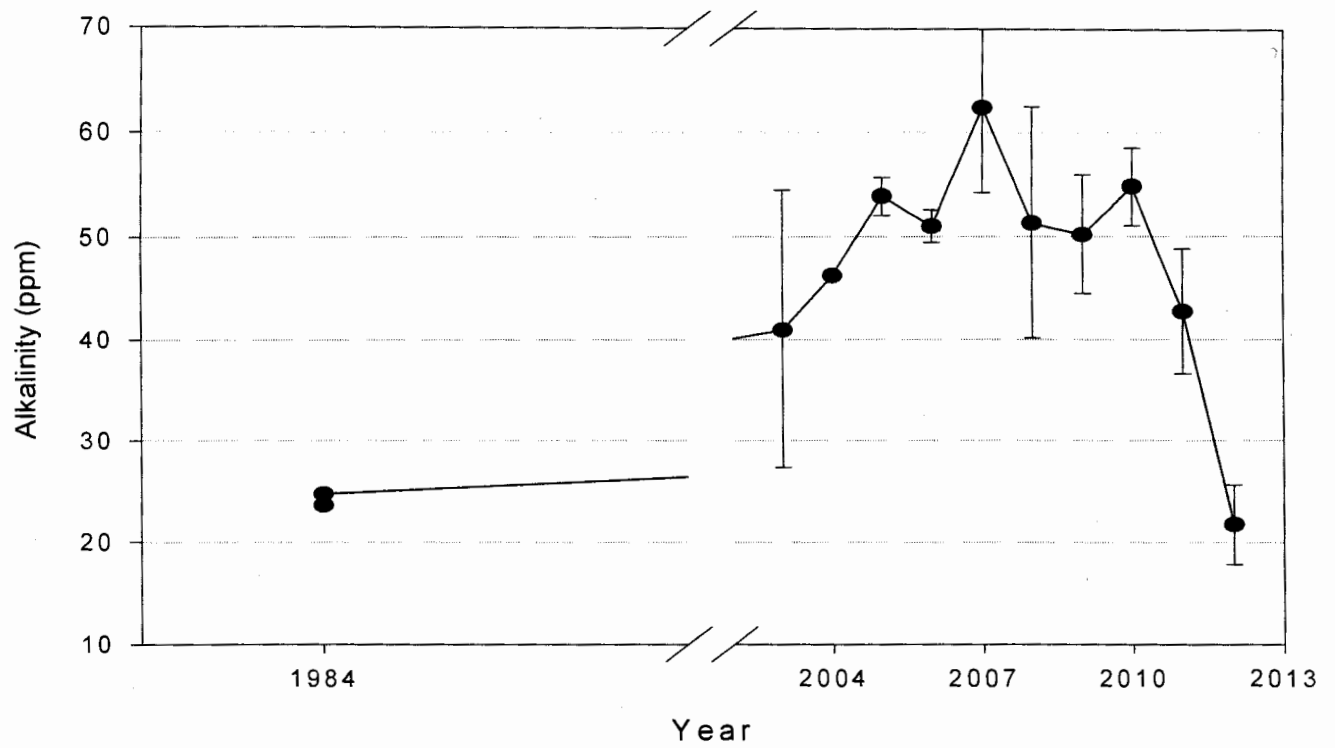
Click on Participating Lakes.

This opens up a page of about 100 PDF reports for the various ALAP lakes studied.

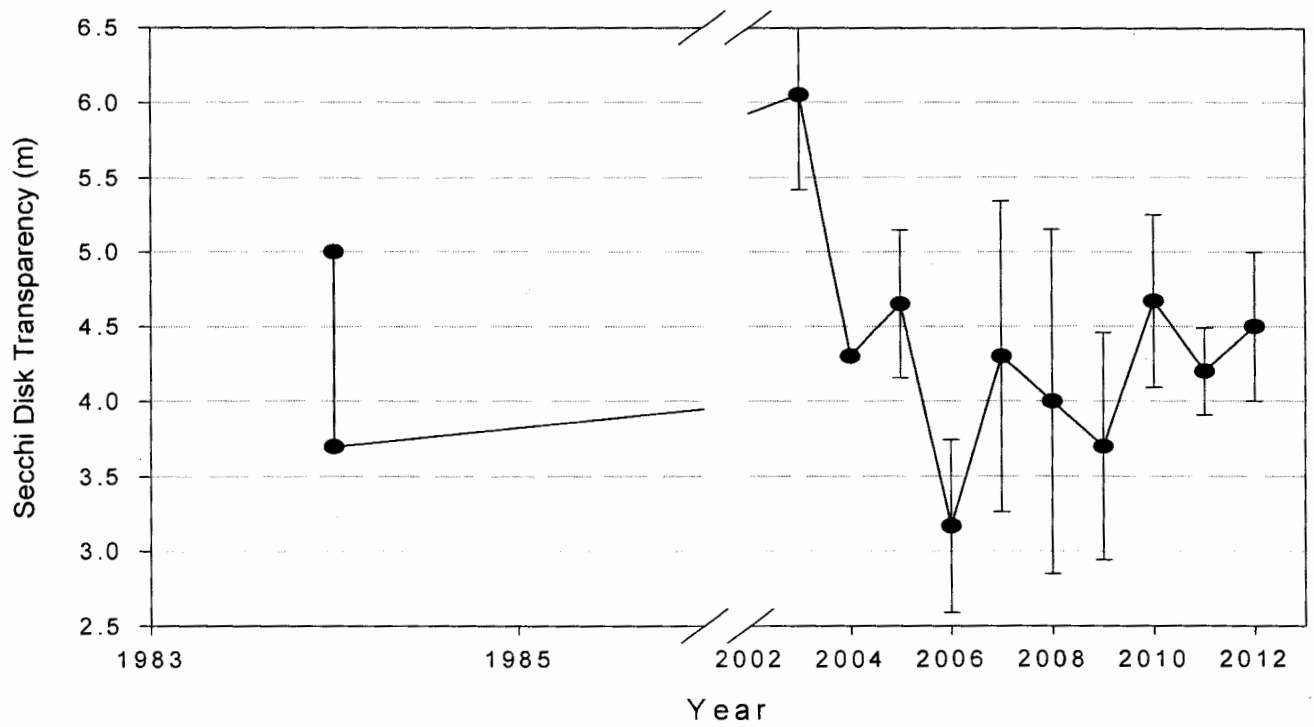
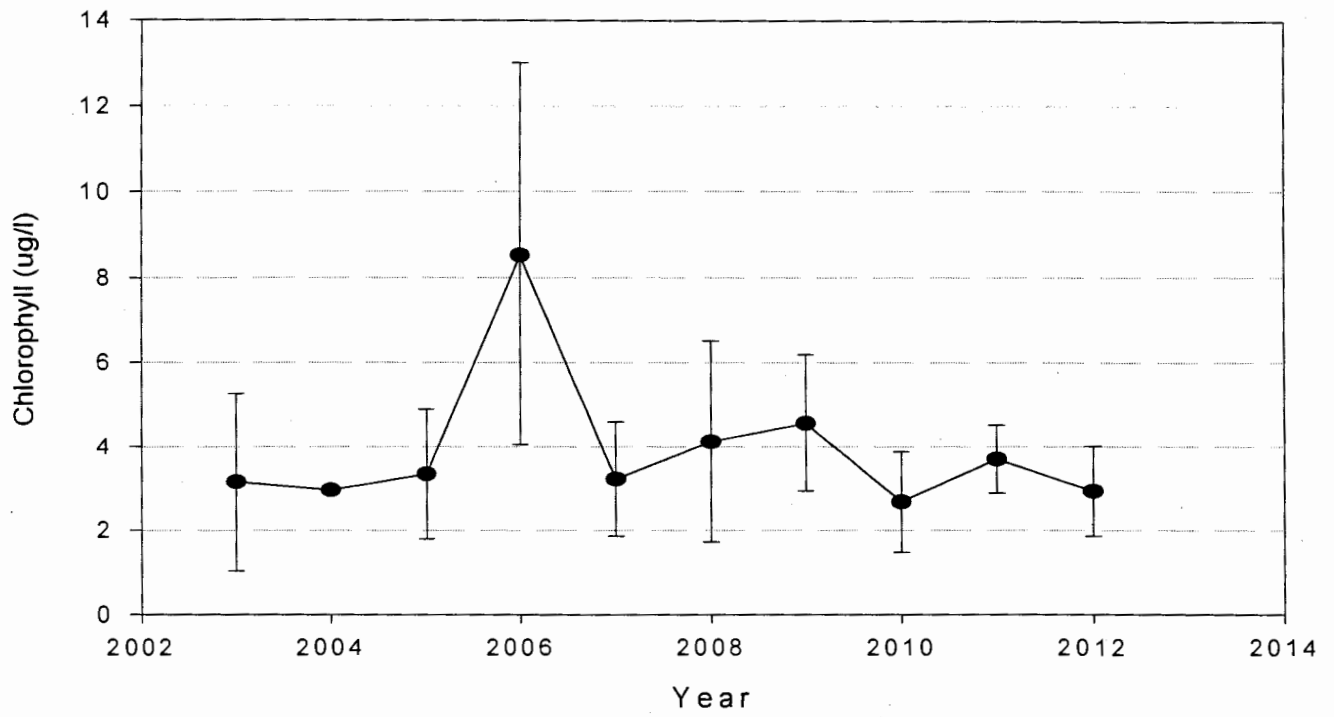
**Precipitation** 2000 – 2010 average 35.5" 2011 49.5" 2012 35.5" 2013 30.3" through Aug. 9th



Lake Colby 1984 - 2012



Lake Colby 1984 - 2012



Lake Colby 1984 - 2012

